





Banchi aspiranti modello BSJET-DF è completo di aspiratore e filtri a cartuccia, con sistema di pulizia automatico (IFA-BGIA-M- PES), il modello BSWELD è completo di elettroaspiratore e filtri a cartuccia (M-CELL 7033).

Benches BSJET-DF aspiring model comes with a vacuum cleaner and cartridge filters with automatic cleaning system (IFA-BGIA-M- PES), the BSWELD model is complete with steam and cartridge filters (M-CELL 7033).

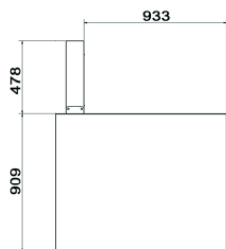
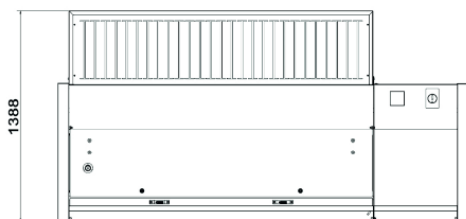
Banchs BSJET-DF modèle aspirant est livré avec un aspirateur et des filtres à cartouche avec système de nettoyage automatique (IFA-BGIA-M- PSE), le modèle de BSWELD est complète avec filtres à vapeur et de la cartouche (M-CELL 7033).

Bänke BSJET-DF aufstrebende Modell kommt mit einem Staubsauger und Patronenfilter mit automatischem Reinigungssystem (IFA-BGIA-M- SPE), die BSWELD Modell ist komplett mit Dampf und Patronenfilter (M-CELL 7033).

Bancos BSJET-DF aspirante a modelo viene con una aspiradora y filtros de cartucho con sistema de limpieza automática (IFA-BGIA-M- PES), el modelo BSWELD se completa con filtros de vapor y el cartucho (M-CELL 7033).



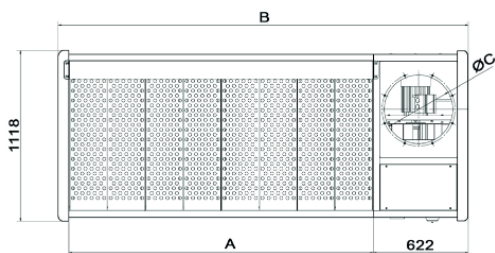
## OPTIONALS



**BSJET-DF-W-LAMP1000/1500/2000/2500**  
 Kit luce per parete aspirante  
 Light kit for suction wall  
 Kit lumiere pour paroi aspirante  
 Beleuchtung für saugende Rückwand  
 Kit luz para pared aspirante



**BSJET-DF-WALL**  
 Pareti laterali fisse  
 Fixed non-suction side walls  
 Parois laterales fixes  
 Feste seitewände  
 Paredes laterales fijas



CODE	A mm	B mm	C Ø mm
BSJET-DF-1500	1500	2195	420
BSJET-DF-2000	2000	2695	450
BSJET-DF-2500	2500	3195	450



**BSJET-DF-DIF-1500/2000/2500**  
 Diffusore  
 Air diffuser  
 Diffuseur  
 Luftverteiler  
 Difusor de aire

**BSJET-DF-SA-1500/2000/2500**  
 Afon  
 Silencer  
 Silencieux  
 Schalldämpfer  
 Silenciador

	Model	m <sup>3</sup> /h	L mm	V	Hz	phases	kW	HP	kg/m <sup>2</sup>	IFA/BGIA
	<b>BSJET-DF-1500</b>	4000	1500	230/400	50	3P	2,2	3	250	M-PES-TF Ø 325 H 660 mm
	<b>BSJET-DF-2000</b>	5000	2000	230/400	50	3P	3	4	250	M-PES-TF Ø 325 H 660 mm
	<b>BSJET-DF-2500</b>	6860	2500	230/400	3.50	3P	4	5,5	250	M-PES-TF Ø 325 H 660 mm

# BSJET-DF BSWELD



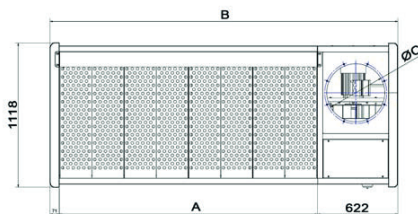
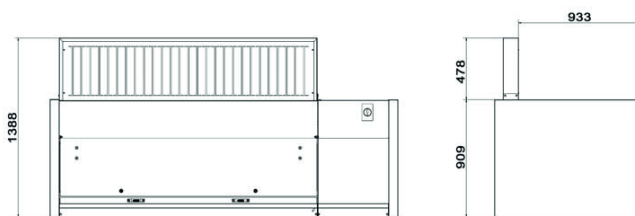
## STANDARD

Piano aspirante in acciaio zincato  
Suction top made of galvanised sheet metal  
Plan aspirant en tole galva  
Saugende arbeitsfläche aus verzinktem blech  
Base de aspiración en chapa galvanizada

## STANDARD

Cassetto raccolta polveri  
Dusts tray  
Tiroir de récupération de la poussière  
Straubsammelbehälter  
Cajón de recolección polvo

## BSWELD



CODE	A mm	B mm	C Ø mm
BSWELD-1500	1500	2195	420
BSWELD-2000	2000	2695	450
BSWELD-2500	2500	3195	450




## OPTIONALS



**BSWELD-W-LAMP1000/1500/2000/2500**  
Kit luce per parete aspirante  
Light kit for suction wall  
Kit lumiere pour paroi aspirante  
Beleuchtung für saugende Rückwand  
Kit luz para pared aspirante



**BSWELD-WALL**  
Pareti laterali fisse  
Fixed non-suction side walls  
Parois laterales fixes  
Feste seitewände  
Paredes laterales fijas



**BSWELD-DIF-1500/2000/2500**  
Diffusore  
Air diffuser  
Diffuseur  
Luftverteiler  
Difusor de aire

**BSWELD-SA-1500/2000/2500**  
Afon  
Silencer  
Silencieux  
Schalldämpfer  
Silenciador

	Model	m <sup>3</sup> /h	L mm	V	Hz	phases	kW	HP	IFA/BGIA
	<b>BSWELD-1500</b>	4100	1500	230/400	50	3P	2,2	3	M-cel 7033 Ø 325 H 660 mm
	<b>BSWELD-2000</b>	5100	2000	230/400	50	3P	3	4	M-cel 7033 Ø 325 H 660 mm
	<b>BSWELD-2500</b>	6960	2500	230/400	50	3P	4	5,5	M-cel 7033 Ø 325 H 660 mm